

Titan 200

Surface Mounted

Type Downlight
 Mounting Surface Mounted
 Material Aluminium
 Adjustable Yes (40°/359°)
 El. class / IP Class I / IP20
 Warranty: see p.348

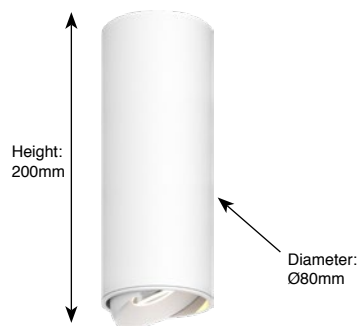
Bridgelux Vero 10 LED (350mA)

CCT 2700K / 3000K / 4000K
 CRI Ra90 (Ra80 on request)
 SDCM 3
 Luminous Flux LED
 2700K - Ra90: 1100lm (124lm/W)
 3000K - Ra90: 1156lm (130lm/W)
 4000K - Ra90: 1172lm (132lm/W)
 Luminous Flux System
 2700K - Ra90: 937lm (92lm/W)
 3000K - Ra90: 984lm (96lm/W)
 4000K - Ra90: 998lm (98lm/W)
 Beam angle 28° / 40°
 LED Power 8.9W / 350mA (excl. driver)
 System Power 10.2W / 350mA (incl. driver)

Bridgelux Dim-to-warm LED (more info see p.330)

CCT Dim-to-warm 1800-3000K
 CRI Ra90
 Luminous Flux LED: 860lm - System: 732lm
 LED Power 8.2W / 250mA (excl. driver)
 System Power 9.4W / 250mA (incl. driver)

DIM TO WARM



Weight: 730g



Driver:
 - integrated in luminaire
 - included in article number and price

Data sheets and wiring guide: see website

Optional suspension sets

- Standard connecting box comes in the same color as the luminaire housing
- Mounting accessories included
- Strain relief integrated
- Textile (polyester) power cable included, 2000mm

Luminaire color white: white cable
 Luminaire color black, anthracite, brown, gold: black cable
 Luminaire color grey: grey cable

On Request

LED with CRI Ra97
 Class A LED

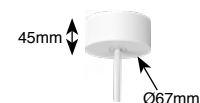
Suspension 2000mm for Titan 140/200

Set 2000mm - 3x0.75mm² 103.03.xx-2
 Set 2000mm - 5x0.75mm² 103.05.xx-2

Available colors: 000.00.xx-0

Suspension set color

Matt White Texture 01
 Matt Grey Texture 18
 Matt Anthracite Texture 07
 Matt Black Texture 03
 Smoked Brown Texture 25
 Custom colors available on request





Titan 200 Surface Mounted

Cone

PRICES INCL. BUILT-IN DRIVER

Non dim

2700K - Ra90 - 10.2W - 937lm	1214.AA.24.927.XX
3000K - Ra90 - 10.2W - 984lm	1214.AA.24.930.XX
4000K - Ra90 - 10.2W - 998lm	1214.AA.24.940.XX

1-10V dim

2700K - Ra90 - 10.2W - 937lm	1214.AA.25.927.XX
3000K - Ra90 - 10.2W - 984lm	1214.AA.25.930.XX
4000K - Ra90 - 10.2W - 998lm	1214.AA.25.940.XX

DALI dim

2700K - Ra90 - 10.2W - 937lm	1214.AA.26.927.XX
3000K - Ra90 - 10.2W - 984lm	1214.AA.26.930.XX
4000K - Ra90 - 10.2W - 998lm	1214.AA.26.940.XX
Dim to Warm - 9.4W - 732lm	1214.AA.26.DTW.XX

Mains dim

2700K - Ra90 - 10.2W - 937lm	1214.AA.27.927.XX
3000K - Ra90 - 10.2W - 984lm	1214.AA.27.930.XX
4000K - Ra90 - 10.2W - 998lm	1214.AA.27.940.XX
Dim to Warm - 9.4W - 732lm	1214.AA.27.DTW.XX

Push dim

2700K - Ra90 - 10.2W - 937lm	1214.AA.29.927.XX
3000K - Ra90 - 10.2W - 984lm	1214.AA.29.930.XX
4000K - Ra90 - 10.2W - 998lm	1214.AA.29.940.XX



Titan 200 Surface Mounted

Organic

PRICES INCL. BUILT-IN DRIVER

Non dim

2700K - Ra90 - 10.2W - 937lm	1215.AA.24.927.XX
3000K - Ra90 - 10.2W - 984lm	1215.AA.24.930.XX
4000K - Ra90 - 10.2W - 998lm	1215.AA.24.940.XX

1-10V dim

2700K - Ra90 - 10.2W - 937lm	1215.AA.25.927.XX
3000K - Ra90 - 10.2W - 984lm	1215.AA.25.930.XX
4000K - Ra90 - 10.2W - 998lm	1215.AA.25.940.XX

DALI dim

2700K - Ra90 - 10.2W - 937lm	1215.AA.26.927.XX
3000K - Ra90 - 10.2W - 984lm	1215.AA.26.930.XX
4000K - Ra90 - 10.2W - 998lm	1215.AA.26.940.XX
Dim to Warm - 9.4W - 732lm	1215.AA.26.DTW.XX

Mains dim

2700K - Ra90 - 10.2W - 937lm	1215.AA.27.927.XX
3000K - Ra90 - 10.2W - 984lm	1215.AA.27.930.XX
4000K - Ra90 - 10.2W - 998lm	1215.AA.27.940.XX
Dim to Warm - 9.4W - 732lm	1215.AA.27.DTW.XX

Push dim

2700K - Ra90 - 10.2W - 937lm	1215.AA.29.927.XX
3000K - Ra90 - 10.2W - 984lm	1215.AA.29.930.XX
4000K - Ra90 - 10.2W - 998lm	1215.AA.29.940.XX



Titan 200 Surface Mounted

Anti-Glare

PRICES INCL. BUILT-IN DRIVER

Non dim

2700K - Ra90 - 10.2W - 937lm	1216.AA.24.927.XX
3000K - Ra90 - 10.2W - 984lm	1216.AA.24.930.XX
4000K - Ra90 - 10.2W - 998lm	1216.AA.24.940.XX

1-10V dim

2700K - Ra90 - 10.2W - 937lm	1216.AA.25.927.XX
3000K - Ra90 - 10.2W - 984lm	1216.AA.25.930.XX
4000K - Ra90 - 10.2W - 998lm	1216.AA.25.940.XX

DALI dim

2700K - Ra90 - 10.2W - 937lm	1216.AA.26.927.XX
3000K - Ra90 - 10.2W - 984lm	1216.AA.26.930.XX
4000K - Ra90 - 10.2W - 998lm	1216.AA.26.940.XX
Dim to Warm - 9.4W - 732lm	1216.AA.26.DTW.XX

Mains dim

2700K - Ra90 - 10.2W - 937lm	1216.AA.27.927.XX
3000K - Ra90 - 10.2W - 984lm	1216.AA.27.930.XX
4000K - Ra90 - 10.2W - 998lm	1216.AA.27.940.XX
Dim to Warm - 9.4W - 732lm	1216.AA.27.DTW.XX

Push dim

2700K - Ra90 - 10.2W - 937lm	1216.AA.29.927.XX
3000K - Ra90 - 10.2W - 984lm	1216.AA.29.930.XX
4000K - Ra90 - 10.2W - 998lm	1216.AA.29.940.XX

28° Reflector: 0000.28.00.000.00
40° Reflector: 0000.40.00.000.00

Available colors: 0000.00.00.000.XX
Other RAL colors on request




01 White Matt Text.
Standard



18 Grey Matt Text.
Standard



03 Black Matt Text.
Standard



25 Smoked Brown Text. Black + Gold Matt
Standard



16 Gold Matt
Standard